

# Micro-Mesh® Access Flooring



## Overview

The Micro-Mesh® fiberglass reinforced plastic (FRP) access flooring system is designed as a low cost alternative to aluminum, steel, stainless steel and other materials in applications where corrosion resistant, under-floor access, and unobstructed air flow is required. Lightweight, 2' x 2' Micro-Mesh panels are easily removed, providing ready access to electrical conduits, air supply plenums and service lines.


Micro-Mesh grating panels are the right choice to minimize vibration from rolling cart or wheelchair traffic. The ADA compliant 1/2" open area between bearing bars also prevents small tools and other objects from falling through the grating to the surface below. The "15 mm ball test" requirement, common in Europe and in offshore applications, is easily met by Micro-Mesh grating panels.

## Load and Deflection Data

Load capacity and deflection data was developed using the *Recommended Test Procedures for Access Floors* by the Ceilings & Interior Systems Construction Association (CISCA). Setup requires that panels "...shall be supported on an understructure support identical to that utilized in an installed system."

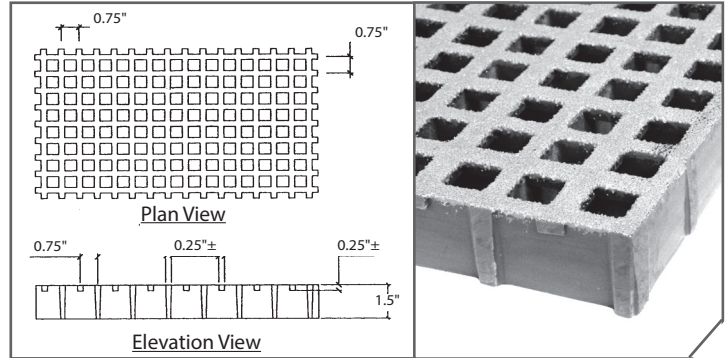
Conditions	
Case I	Concentrated loading at the center of the panel (centroid)
Case II	Concentrated loading at the mid-point of the edge (centerline edge)
Case III	Ultimate Capacity - Concentrated loading at the center of the panel (centroid)
Case IV	Ultimate Capacity - Concentrated loading at the mid-point of the edge (centerline edge)
Case V	Ultimate Capacity - Concentrated loading at the "weakest point" of the panel
Case VI	Ultimate Capacity - Pedestal

Loads to produce 0.08" Deflection	
Case I	580 lb
Case II	250 lb
Ultimate Capacities	
Case III	4,700 lb
Case IV	1,200 lb
Case V	1,700 lb
Case VI	6,000 lb




## Micro-Mesh® 1-1/2" Deep x 3/4" Sq Top Mesh

# of Bars/ Ft of Width	Load Bar Width	Open Area	Load Bar Centers	Approximate Weight
8	1/4"	44.4%	1-1/2"	4.5 psf

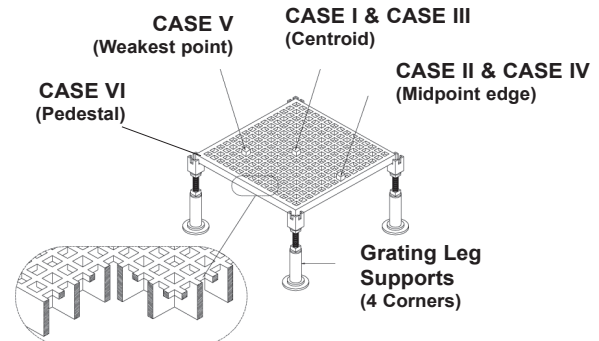


Section Properties per Ft of Width:  $A = 2.85 \text{ IN}^2$   $I = 0.51 \text{ IN}^4$   $S = 0.65$

Adjustable quad-head grating pedestals allow for a fast, smooth installation and readily adjust to sub-floor contour to provide a level flooring surface. Micro-Mesh 2'x2' grating panels come standard with a smooth top and are also available with meniscus and applied grit tops.



### ALL LOAD POINTS 1"



Phone: 972-250-1633  
Fax: 972-250-1530



www.fibergate.com



info@fibergate.com



Fibergate Composite Structures Inc. believes the information contained here to be true and accurate. Fibergate makes no warranty, expressed or implied based on this literature and assumes no responsibility for consequential or incidental damages in the use of these products and systems described, including any warranty of merchantability or fitness. Information contained here is for evaluation only.  
©Fibergate Inc. 2015-05/15-Micro-MeshAccessFlooring.pdf