

# Hold-Down Clip Assemblies



## Reference Chart

Please Note: The clip assemblies and clips referenced in this flyer are made of Type 316 stainless steel and are those most commonly used for Fibergrate® molded and Safe-T-Span® pultruded grating products.

CLIP DETAIL	* CLIP ASSEMBLY DESCRIPTION	GRATING TO BE USED WITH	BOLT LENGTH	MATERIAL THICKNESS	ASSEMBLY PART #	CLIP (ONLY) PART #
	M-1	1" Deep x 1" x 4" Rect. Mesh	1-3/4"	3/4"	710130	734050
	M-2	1-1/2" Deep x 1-1/2" Sq. Mesh; 1-1/2" Fibertred Stair Treads	2-1/4"	3/4"	710200	734250
	M-3	Multigrid®	1-1/4"	3/8"	710240	734450
	M-4	2" Deep x 2" Sq. Mesh	2-1/2"	3/8"	710280	734550
	M-4R	2" Deep x 2" Sq. Mesh	3"	7/8"	710283	734552
	M-5	1" Deep x 1-1/2" Sq. Mesh	1-3/4"	3/4"	710160	734250
	M-6	Airmesh®	1-1/4"	3/4"	710250	734250
	**WLP-1	1-1/8" Covered; 1" Deep, 3/4" x 4" Rec. Mesh; 1/2" Deep & 1" Deep Micro-Mesh®	2-1/2"	1/2"	715000	734300
	**WLP-2	1-5/8" Covered; 1-1/2" Micro-Mesh®	3"	1/2"	715010	734300
	**WLP-4	2-1/8" Covered	4"	1"	715020	734300
	WLP-1	1-1/8" Covered; 1" Deep, 3/4" x 4" Rec. Mesh; 1/2" Deep & 1" Deep Micro-Mesh®	2"	N/A	715030	734300
	WLP-2	1-5/8" Covered; 1-1/2" Micro-Mesh®	2-1/2"	N/A	715040	734300
	WLP-4	2-1/8" Covered	3"	N/A	715050	734300
	F-1	All 1" Deep Square & Rectangular Mesh	1-1/2"	N/A	710120	734030
	F-2	1-1/2" Deep x 1-1/2" Sq. Mesh	1-3/4"	N/A	710190	734230
	F-4	2" Deep x 2" Sq. Mesh	2-1/2"	N/A	710270	734530
	G-1	All 1" Deep Square & Rectangular Mesh	3/4"	3/8"	710140	734070
	G-2	1-1/2" Deep x 1-1/2" Sq. Mesh	1"	3/8"	710210	734270
	G-4	2" Deep x 2" Sq. Mesh	2"	3/8"	710300	734570
	J-1	All 1" Deep Sq. & Rect. Mesh; SI8310	3/4"	1/2"	710110	734010
	J-2	1-1/2" Deep, 1-1/2" Sq. Mesh; SI8315	3/4"	1/2"	710180	734210
	J-4	2" Deep x 2" Sq. Mesh	1-1/4"	1/2"	710260	734510
	E-1	1" Deep, 3/4" x 4" Rect. Mesh	2"	3/8"	710592	734895

\* Clip assemblies include all applicable hardware.

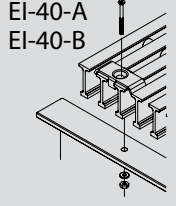
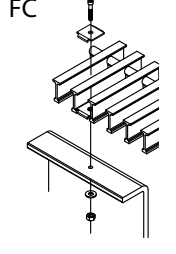
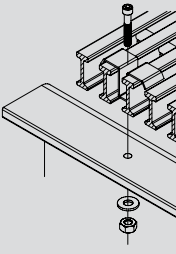
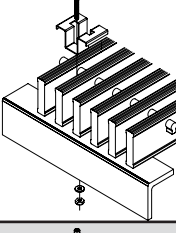
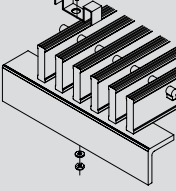
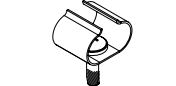
\*\* For attachment to concrete, use WLP clips in conjunction with anchor bolts.



# Reference Chart for Assemblies

\* Clip assemblies include all applicable hardware.

\*\* For attachment to concrete, use WLP clips in conjunction with anchor bolts.

CLIP DETAIL	* CLIP ASSEMBLY DESCRIPTION	GRATING TO BE USED WITH	BOLT LENGTH	MATERIAL THICKNESS	ASSEMBLY PART #	CLIP (ONLY) PART #
	EI-40-A	I4015, I40125; SI7315, SI73125; SI6015; 1-1/2", 2" Dp High Load Molded	3"	1" 1/2"(HL MLD 2")	710590	734891
	EI-40-B	I4010; SI7310; SI6010	2"	1/2"	710591	734891
	FC-1	I4010, I40125, I4015	1-1/2"	3/4"	710610	734610
	FC-2	I5010, I5015	1-1/2"	3/4"	710620	734620
	FC-3	I6010, I60125, I6015; T3320	1-1/2"	3/4"	710630	734630
	FC-4	T1210, T1215	1-1/2"	3/4"	710640	734640
	FC-5	T2510, T2515; T5020; WT1810, WT1815	1-1/2"	3/4"	710650	734650
	FC-6	T3810, T3815	1-1/2"	3/4"	710660	734660
	FC-7	WT3510, WT3515	1-1/2"	3/4"	710670	734670
<p><i>The FC Clip Assemblies have been designed to replace the RT and RI Clips and Assemblies. These clips are easier to install and more cost-efficient. The RT &amp; RI Clips/Assemblies are available for special order.</i></p>						
	MI60	I6010, I60125, I6015	1-1/2"	1"(I6010) 3/4"(I60125) 1/2"(I6015)	710410	734870
	MT33	T3320; SI8310, SI83125, SI8315	2"	1/2"(T3320) 1"(SI8315)	710420	734880
	MT3810	T3810	1"	1/2"	710310	734580
	MT3815	T3815	1-1/2"	1/2"	710440	734580
	MT5020	T5020	2-1/4"	3/4"	710290	734560
	I5010	I5010	1"	1/2"	710570	734880
	I5015	I5015	1-1/2"	1/2"	710580	734880
	HI-4710	HI4710 High Load	1-1/2"	7/8"	710710	734760
	HI-4715	HI4715 High Load	1-3/4"	5/8"	710715	734760
	HI-4720	HI4720 High Load	2-1/2"	7/8"	710720	734760
	HI-4725	HI4725 High Load	3-1/2"	7/8"	710725	734760
	HI-4730	HI4730 High Load	3-1/2"	7/8"	710730	734760
	HI-5810	HI5810 High Load	1-1/2"	1"	710810	734870
	HI-5815	HI5815 High Load	1-3/4"	3/4"	710815	734870
	HI-5820	HI5820 High Load	2-1/2"	1"	710820	734870
	HI-5825	HI5825 High Load	3-1/2"	1"	710825	734870
	HI-5830	HI5830 High Load	3-1/2"	1"	710830	734870
	Spring Clip (Clip Only)	T1210, T1215	N/A	N/A	N/A	734282

Phone: 972-250-1633  
Fax: 972-250-1530

 [www.fibergrate.com](http://www.fibergrate.com)

 [info@fibergrate.com](mailto:info@fibergrate.com)

Fibergrate Composite Structures Inc. believes the information contained here to be true and accurate. Fibergrate makes no warranty, expressed or implied based on this literature and assumes no responsibility for consequential or incidental damages in the use of these products and systems described, including any warranty of merchantability or fitness. Information contained here is for evaluation only. ©Fibergrate Inc. 2014  
Clip Assembly Chart - 1014.PDF

